

MTS

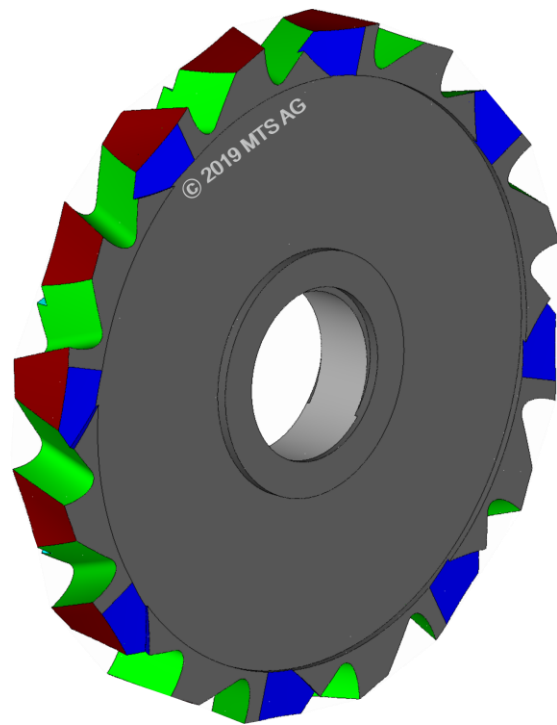
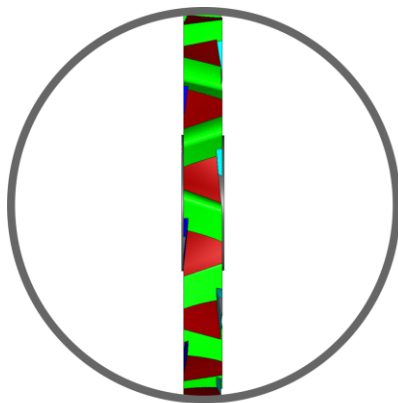
Product of the VOLLMER Group

tool-kit PROFESSIONAL by MTS – Product of the VOLLMER Group

Software-Modul

Spezifikation „Side Milling Cutter/NMENU“

Stand: 30.01.25



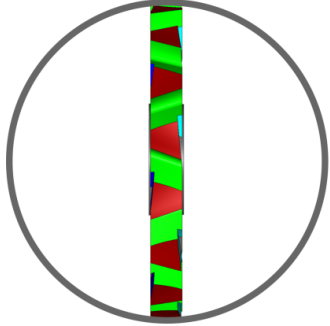
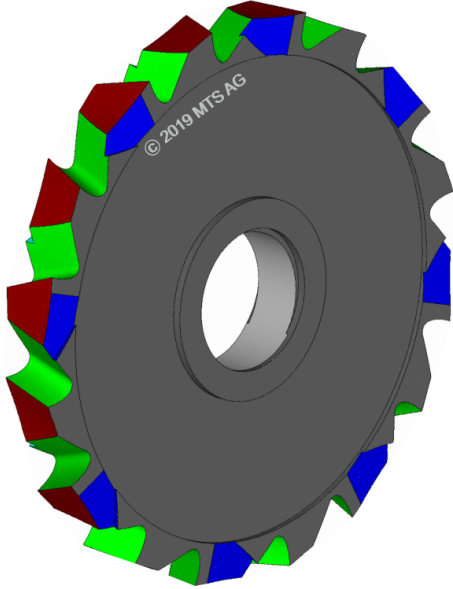
VOLLMER WERKE Maschinenfabrik GmbH
MTS
Innovationszentrum Freiburg (FRIZ)
Georges-Köhler-Allee 302
79110 Freiburg im Breisgau
Tel.: +49 7351 571 8141 / +49 160 5426017
info-mts@vollmer-group.com
www.mts-toolkit.com

MTS

Product of the VOLLMER Group

MTS

Product of the VOLLMER Group

4.1 Side Milling Cutter	NMENU
 	
<p>4.1 Basic Modul Side Milling Cutter</p>	
<ul style="list-style-type: none"> • Workpiece: Cylinder Trapezoid Prisma Half Angle Full Radius • End Faces: Plan Face Chamfer Corner Radius • Teeth: Standard teeth Staggered teeth Staggered/skipping teeth • Production / Regrinding Production by different infeed in several steps Regrinding with calculation of removal length, periphery and rake. Regrinding, finishing with different wheels • Main Fluting Meas. definition: Point-/ normal cut Grind direction: Forward / backward Optional spark out grinding 	<ul style="list-style-type: none"> • Periphery: Linear relief: 1st/ 2nd /3rd relief angle Radial relief: Cross-/ longitudinal Grind direction: Forward / backward Optional spark out grinding • Heel Grind proc.: Crosswise-/ longitudinal Production by different infeed (several steps) Grind direction: Forward / backward Optional spark out grinding • Face Relief: like end mills • Gashing, front/rear: like end mills • Chamfer front/rear: like end mills • Periphery Linear grinding: 1st / 2nd / 3rd clearance angle Arch grinding: cross / longitudinal • Grinding process Grinding direction: forward / backward Radius cutters can grind the peripheral chamfer in one go for the front and back.
<p>mts-boell.com</p>	